



Only Goodwin



Florida Photo Archives, 1900



500 Years...

OF GROWING AND 150 YEARS OF WAITING...

RARE TREASURE FOR YOU


To understand why antique woods are the gold standard, you must first understand the trees themselves.

There are dramatic reasons why antique River Recovered® heart pine and heart cypress are considered far superior to other woods. It begins long before the Pilgrims landed, when the Southeast was blanketed with about 90 million acres of longleaf heart pine forests. The heart pine trees lived up to 500 years but grew only 1 inch in diameter every 30 years. Though slender, the tree's interior formed 100 percent heart wood after at least 300 years of growing. Those early environmental conditions formed the generous resin content to make the wood nearly indestructible, stable, with a deep red color. The Bald Cypress tree, on the other hand, commonly lived more than 1000 years and towered over 100 feet to produce 100 percent heart wood.

As the new United States was forming, settlers began to realize the Herculean trees provided superior building products for homes, factories, wharves and even Victorian palaces, ship masts and bridges. By hand ax and crosscut saw, loggers cleared the forests that would build America through the Industrial Revolution. This wood – still at work in Mount Vernon, Monticello, Independence Hall, the Brooklyn Bridge and countless old buildings – was highly prized for its strength, durability and beauty. The heavy logs were pulled by oxen or horses to nearby rivers, where they were lashed together to form makeshift floating rafts. Occasionally the more dense, better logs got away, finding their way to an oxygen-free river resting place. There they have waited peacefully, in pristine condition, for more than a century.







*Reclaiming antique logs from rivers
is worth the extra effort because
they yield extraordinary wood.*

In the 1970s, George Goodwin, a master carpenter and home builder, was hand-picking the finest materials for his own dream home. A fisherman friend brought him some heart pine logs recovered from the Suwannee River and the course of George's life changed. George formed Goodwin Heart Pine Company in 1976 to reclaim and mill the rare treasures laying in wait in pristine condition. His passion and art form would bring the company national awards, a sterling reputation and satisfied clients from across the country.

Working closely with government officials to ensure the river environment is protected, as well as independent state-licensed diving crews, Goodwin has become the only well-established manufacturer of River Recovered® antique woods. It is an ardent process, dependent on the right conditions, but well worth the trouble. Precision manufacturing is, of course, a necessity for such fine woods. Goodwin exceeds the highest industry standards and is possibly the only company that follows the strictest 1904 standards from the Southern Pine Inspection Bureau.



Goodwin's selection comes from only the finest logs and beams available.

THE GOODWIN DIFFERENCE

River Recovered® grades are sawn for 100% heart content, yielding the best and strongest portion of the tree and eliminating the less desirable sap wood from your flooring and lumber. We distinguish our products from those of our competitors by providing 100% useable material and abide by the strict 1904 standards set by the Lumbermen's Yellow Pine Grading Reference.

ANTIQUÉ VS. NEW GROWTH

There are many differences between antique heart pine and "new heart pine." The U.S. Forestry Service classifies any tree under 200-years old as "new heart." Because trees from America's first forests took much longer to grow, growth rings are much tighter, making stronger and more attractive wood. Goodwin's heart pine comes from trees between 200 and 500 years old. Additionally, higher resin content found in antique products makes the wood much more stable and gives it a deep, rich red color.

RIVER RECOVERED® VS. LEGACY™

River Recovered® Heart Pine and Heart Cypress have been resting on the bottom of southern rivers for more than 150 years, and will have tighter grain and fewer and smaller knots than Legacy™ products. Additionally, the wood will take on a rich red patina after installation. Legacy™ Heart Pine is reclaimed from southern textile mills and warehouses and will initially have a slightly darker color than River Recovered® heart pine, but will turn the same rich color over time. Legacy™ also will have a few larger knots and some original nail holes and staining.





When quality counts, you will want to own a Goodwin

There are many reasons design professionals, builders and installers prefer Goodwin products when installing fine flooring, millwork or stairparts:


- * We guarantee you 100 percent heart face on every River Recovered® board, and 95-100 percent on our Legacy™ products.
- * Your order is trimmed of all waste materials. Unlike other mills, we do not mark or leave defects in the floorboards for you to cut out unless specified by the client.
- * Each board is evaluated and graded again and again throughout the milling process to guarantee a consistent, stable product worthy of the Goodwin name.
- * Our flooring is milled to exact specifications. Each fit is tight to facilitate installation and eliminate squeaks.
- * We trim the ends of each floorboard precisely to ease installation.
- * We give you more wood on the top for nailing and for extra sanding over the floor's expected lifespan of 100 years or longer.
- * Goodwin was the first reclaimed wood company to make engineered wood floor at our mill in the US.
- * The timber is carefully kiln-dried so the flooring can be easily acclimated to the site.
- * We provide exceptional customer service because we care as much as you do.
- * We are happy to fill custom orders.



Select grain is achieved by sawing flat through the log and results in a blend of both arching grain pattern and vertical grain in planks up to 10 inches wide (wider widths available for lumber). Goodwin provides a high percentage of vertical grain—or about 75 to 85 percent in wide plainsawn projects.



Vertical grain is a pinstriped pattern achieved along the full length of the board by using the quarter-sawing process (a more intricate sawing method that does incur more waste). Goodwin provides 100% vertical grain, with growth rings no more than 45 degrees perpendicular from the face.



Curly grain is an extremely rare, natural burl'd grain. This unique and luminous grain pattern is found in about one out of every 300-400 logs. It is perfect for a stunning conversation piece, inlays on flooring and cabinetry, or other specialty projects.



Antique River Recovered® Heart Pine


SELECT



VERTICAL



CURLY



MIDNIGHT SELECT



River Recovered® is far superior to flooring from today's young woods. The wood is tight-grained, nearly indestructible, stable and glows with a rich red patina after a few months of oxygen and sunlight. It also has fewer and smaller knots.

Today only about 10,000 protected acres of this wood remains, but Goodwin has a supply on hand for many years to come. Some manufacturers do cut down old-growth (less than 200 years old with less heart wood), but you can be assured of the "real thing" from Goodwin.





River Recovered® Heart Pine Vertical
(Available in Solid or Precision Engineered)

Grain	Age	Heartwood (= hardness & durability)	Knots	Growth Rings (= hardness)	Notes	Widths Available	Color	Nail Holes
SELECT (50-85% vertical w/ arching grain depending on width)	200-500 yrs	100%	None over 1 1/4"	At least 8 per inch (up to 30)		up to 10" floor up to 12" lumber	rich red	none
SELECT CLEAR (50-85% vertical w/ arching grain depending on width)	200-500 yrs	100%	Rare, pin knots up to 1/2"	At least 8 per inch (up to 30)		up to 10" floor up to 12" lumber	rich red	none
VERTICAL	200-500 yrs	100%	None over 1 1/4"	At least 8 per inch		3" and 4" 6" limited qty.	rich red	none
VERTICAL CLEAR	200-500 yrs	100%	Rare, pin knots up to 1/2"	At least 8 per inch		3" and 4" 6" limited qty.	rich red	none
CURLY	200-500 yrs		Rare, pin knots	NA	Rare burl	up to 10"	rich red	none
MIDNIGHT SELECT	200-500 yrs	95%	None over 1 1/2"	At least 8 per inch		up to 6" 8" limited qty.	chocolate cherry	none



Antique River Recovered® Heart Cypress

SELECT



VERTICAL



PECKY



MIDNIGHT



This prehistoric survivor features a combination of subtle swirls and delicate straight grains in warm honey to cinnamon shades. Valued for the grain, as well as resistance to insects and water damage, this wood was a favorite of Frank Lloyd Wright and is usually the healthiest wood found when his homes are restored.

Goodwin has recovered cypress logs up to 1700 years old, one of which was believed to be the largest found in a quarter of a century. Available in extra wide widths, this wood is perfect for distinctive paneling, trim, fireplace surrounds and mantles, whole slab table tops and exterior projects.



River Recovered® Heart Cypress Select
(Available in Solid or Precision Engineered)

Grain	Age	Heartwood (= hardness & durability)	Knots	Growth Rings (= hardness)	Widths Available	Color	Nail Holes
SELECT (blend of vertical with feathery grain)	500+ yrs	100%	None over 1 1/4"	At least 8 per inch (up to 80)	up to 10" floor up to 14" lumber	honey to cinnamon	none
SELECT CLEAR (blend of vertical with feathery grain)	500+ yrs	100%	Rare, pin knots up to 1/2"	At least 8 per inch	up to 10" floor and paneling up to 14" lumber up to 40" custom	honey to cinnamon	none
VERTICAL	500+ yrs	100%	None over 1 1/4"	At least 8 per inch	up to 8"	honey to cinnamon	none
VERTICAL CLEAR	500+ yrs	100%	Rare, pin knots up to 1/2"	At least 8 per inch	up to 8"	honey to cinnamon	none
PECKY	500+ yrs	100%	None over 1 1/2"	NA	up to 10"	honey to cinnamon	none
MIDNIGHT (blend of vertical with feathery grain)	500+ yrs	100%	None over 1 1/2"	At least 8 per inch	up to 6"	chocolate	none

Antique LegacySM Heart Pine (BUILDING RECLAIMED)

SELECT



VERTICAL



NAILY



CHARACTER



Our antique Legacy™ products are rescued mainly from old industrial buildings and are expertly remilled...ready to go back to work for many more generations. Ideal for historical restorations and renovation projects, this wood has many of the same qualities, including the rich red color, durability and hardness, of our River Recovered® heart pine products.

The Legacy™ Character is more rustic-looking with larger knots, manmade remainders such as nail holes, and some yellow sap streaks, making it our only product with less than 95-100 percent heart wood.





Legacy™ Heart Pine Select, Custom House, Key West
(Available in Solid or Precision Engineered)

Grain	Age	Heartwood (= hardness & durability)	Knots	Growth Rings (= hardness)	Widths Available	Color	Nail Holes
SELECT (50-85% vertical grain depending on width)	200-500 yrs	95-100%	None over 1 1/2"	At least 6 per inch	Up to 8" 10" limited qty.	rich red	Average 15-20 per 100 sq. ft., slight staining
VERTICAL	200-500 yrs	98-100%	None over 1 1/2"	At least 6 per inch	3" and 4" 6" limited qty.	rich red	Average 15-20 per 100 sq. ft., slight staining
NAILY	200-500 yrs	95%	None over 1 1/2"	At least 6 per inch	Up to 6" 8" limited qty.	rich red	Frequent, often a pattern
CHARACTER (Vertical and arching grain)	200-500 yrs	75%-90%	Any	Varying	Up to 8" 10" limited qty.	rich red	Nail holes, with some staining, yellow sap, slight cracks & checks

Wild Black Cherry

WILD BLACK CHERRY



Goodwin carries other fine woods including Wild Black Cherry, appreciated for its deep color highlights, considerable burl, and lacy grain. The lush color spectrum ranges from lustrous pinks to rich red browns, with none of the white sap streaks common in lesser quality cherry woods.

Unlike our other woods, the majority of this special cherry comes from protected longleaf forests, where guardians selectively cut the Wild Black Cherry so the longleafs can flourish.

Grain	Age	Heartwood (= hardness & durability)	Knots	Growth Rings (= hardness)	Widths Available	Color	Nail Holes
WILD BLACK CHERRY		98-100%	Rare; none over 1 1/4"	NA	up to 8"	pinks to rich red brown	none

We can usually match anyone's price for comparable grades. Please ask about the other fine woods we offer.



Wild Black Cherry
(Available in Solid or Precision Engineered)

A Step Up in Quality

We craft and stock an extensive selection of stairparts, risers, handrails, solid and laminated stair treads and blanks for balusters, rails and mouldings. We also reproduce antique patterns for accents and mouldings. Our high-tech moulder requires skilled operators, special steel and the best equipment to match classic patterns or custom orders. When calling for pricing, don't forget to ask about our fireplace surrounds, mantles, beams and countertops.

- Back band
- Base
- Bed
- Brick
- Cap
- Casing
- Chair
- Cove
- Crown
- Fluting
- Panel
- Picture
- Plinth blocks
- Quarter round
- Reeded
- Rosettes
- Shoe
- Threshold



CUSTOM HAND RAILS

HAND RAIL

2 3/8" x 3 1/2"



BANISTER RAIL

2 5/8" x 2 7/8"



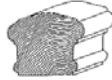
PORCH RAIL

1 3/8" x 2 1/4"



MASSIVE HAND RAIL

2 1/2" x 3 1/4"



COMBO HAND / PORCH RAIL

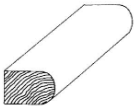
2 1/2" x 3 7/8"



STAIR MOULDINGS

STAIR TREAD RETURN MOLDING

1" x 1 1/2"



BULL NOSE TRIM

4/4" x 5 1/2"

4/4" x 3 1/2"

4/4" x 2 1/2"



RADIUS STAIR TREAD

Right-hand shown. Available left or double radius



STAIR TREAD

(with return molding installed)

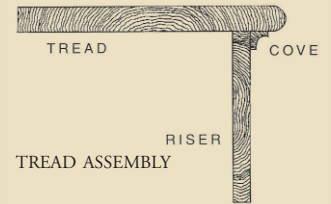
Right-hand attached

Available left or both



Goodwin offers Solid Heart Pine Treads

- All stairparts and mouldings come in FAS or cabinet grade lumber.
- Treads are most often ordered untrimmed for installation onsite. We can, however, make a radius tread or attach returns for you if your stairmaker prefers.
- Standard tread sizes: 4/4 x 11 1/4" to your length or custom sizes



CLASSIC DESIGN


SHOE

3/4" x 1 1/2"



COVE

3/4" x 3/4"



QUARTER ROUND

3/4" x 3/4"



BEADED BASE

3/4" x 5 1/2"

3/4" x 3 1/2"



Ogee BASE

3/4" x 5 1/2"

3/4" x 3 1/2"



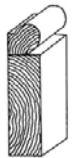
3/4" x 3/4" BEAD CAP

3/4" x 2 1/2"

3/4" x 3 1/2"

3/4" x 5 1/2"

3/4" x 7 1/2"



CROWN MOULDINGS

STEP CROWN

3/4" x 3 1/2"



STEP CROWN

3/4" x 5 1/2"



COVE CROWN


3/4" x 3"



ROSETTE

ROSETTE

4/4" x 4"



CHAIR RAIL

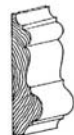
DOUBLE EDGE

3/4" x 2 5/8"



RIBBON

3/4" x 2 7/8"



CASINGS

STEP CASING

3/4" x 3 1/2"



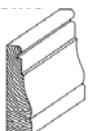
PINCH CASING

3/4" x 3 1/2"



COLONIAL CASING

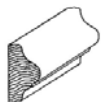
13/16" x 2 1/2"



MOULDINGS

PANEL MOULDING

7/8" x 1 9/16"



PICTURE MOULDING

3/4" x 1 3/4"



PICTURE FRAME MOULDING

4/5" x 2 1/2"



REDED MOULDING

13/16" x 3 1/2"



Elegant Expressions

- Our stairparts and mouldings are architecturally drawn and designed to classic proportions.
- We still craft the same solid wood, full dimension mouldings last offered in the 1925 edition of the 8000 Series by the Southern Pine Inspection Bureau (reprints available).
- All mouldings and trim have “sand-free” millwork, free of charge.
- Milling knives are ground at \$50 per inch. Allow $\frac{7}{8}$ ” inch more than the finished pattern widths.
- Millwork is produced in quality clear heart pine, heart cypress and sustainably harvested hardwoods.



Questions to Ask...

1 IS THE WOOD FROM THE LONGLEAF PINE?

Longleaf pine is the best source of antique heart pine. Some companies sell Southern yellow pine, loblolly, shortleaf, Caribbean, Thailand pitch, slash or a combination and call it heart pine. Although they are pine and they have some heart wood, antique longleaf pine, especially the River Recovered® wood, is stronger, more durable, more stable and has a richer patina and color.

2 IS IT TRULY ANTIQUE? OR HOW OLD WAS THE TREE WHEN HARVESTED?

The only way to get heart wood is time. According to the USDA Forest Service book "Longleaf Pine", it takes more than 200 years for a long leaf pine to become mostly heart wood and to be considered antique. Scientists say any wood from a tree less than 200 years old is "new heart pine." A 75-year-old tree will average only 30% heart, and even a 130-year-old tree yields wood that is not as hard or rich in color as antique heart pine. U.S. Forest Service specialists report that even a 200-year-old tree will average only 65% heart wood. *Note: Goodwin's heart pine is from trees 200 to 500 years old.* ("Old-growth" does NOT mean antique. The term is used loosely and often refers to new heart pine.)

3 IS IT 100% HEART WOOD?

A tree has two components: heart wood and sap wood. Heart wood is stronger and more stable when it combines tight grain and more extractives such as the

resin in antique heart pine. In other words, more is better. More heart and more resin makes harder wood.

Heart wood hardness and strength comes from its resin, and longleaf has more resin than the other 200+ species of pine. Plus, longleaf heart wood is beautiful. The grain is not your usual oak pattern (found in 75% of homes) and is a rich, red color because of the resin. One hundred percent heart wood means the color will be consistent. Even 98 percent heart will have yellow sapwood streaks that produce a strong and obvious color variation. Lesser grades can have up to 50 percent sapwood and may still be called heart pine.

4 ARE THERE AT LEAST 6 GROWTH RINGS PER INCH?

The more growth rings, the stronger the wood. Each pair of light and dark rings is from one growing season. When pairs of rings are very close to each other it means the tree grew slowly. When the growing conditions also produced more extractives (concentrated in the dark part of the growth rings) the wood became dense and strong. Longleaf pine trees commonly grew only an inch in diameter every 30 years and lived 400 to 500 years. It's no wonder the wood is so hard and durable. True antique heart pine has at least 6 growth rings per inch. Four or less indicates new growth trees.

Note: Goodwin exceeds industry standards by offering premium grades that have at least 8 or more rings per inch.

5 WHAT SIZE AND TYPE ARE THE KNOTS?

The last time professional standards were published for heart pine was 1924. After the forests were cleared, they no longer were needed. However, the 1924 specifications allow for knots to be no bigger than 1 1/2" inches in diameter and specify that knots must be sound (not loose or open).

Note: Knots are infrequent in the better grades of antique heart pine. Note: Goodwin exceeds 1924 standards.

6 WHAT ABOUT PITCH POCKETS, CHECKING AND NAIL HOLES?

Pitch pockets are crystallized resin pockets and should be solid or easily filled. Only pockets 1/8" or less are allowed in the best grades of antique heart pine. Checking (or tiny surface cracks) is natural in antique heart pine due to the high resin content. Checks are easily sanded out after installation and will not be noticeable. Demolition salvage building reclaimed wood usually includes nail holes. Better grades allow only small infrequent nail holes. Demolition heart pine also may include nail staining around the nail holes or on some areas of the boards.

7 HOW CAN I MAKE SURE I RECEIVE WHAT IS SPECIFIED?

We recommend you use the terminology provided by the Reclaimed Wood Council when you specify the grade you want for your project. (We are happy to provide this to you.) Get your grade in writing to guarantee you get what you specified. Larger, more established manufacturers will spend a great deal of time with you from planning to installation to ensure you get the floor of your dreams.

Choose the Gold Standard...

“I used your wood before and it turned out great. This time I thought the price was a little high so I explored several competitors. There was no match and I know from experience that you guarantee 100% useable wood.”

—Lois Evans, Charleston, SC

“I bought a different heart pine floor I thought was a bargain. There was almost 50% waste and the added expense of installation more than exceeded any savings. Bottom line... not all bargains are bargains.”

—Bob Windolf, Windolf Construction, Port St. Joe, FL

“A homeowner bought his own wood floor and the entire project was a challenge. Now I charge 3 times as much to install unless it's from Goodwin.”

—Gary Smith, Custom Hardwood Floors, St. Augustine, FL

“I told the builder I could satisfy the owner with heart pine from Goodwin after they refused the floor he bought. He had to admit I was right.”

—John Wilson, Wilson Wood Floors, Atlanta, GA

“The heart cypress on the front of my entry way vanity is some of the prettiest wood in the world.”

—Russ Morash, Boston, MA

“My paneling matches the heart pine in the rest of my 100 year old house perfectly. It could have come from the same forest. Maybe it did.”

—Tina Leverenzi, Elgin, IL

“It looks like a million bucks!”

—Tom Fraelich, Marathon, FL

Award Winning Flooring

OUR WOOD CONTINUES TO WIN NUMEROUS AWARDS INCLUDING

THE PRESTIGIOUS 2002 **DESIGNER'S CHOICE WOOD FLOOR**

BY THE AMERICAN SOCIETY OF INTERIOR DESIGNERS, AND

FLOOR OF THE YEAR (2010, 2009, 2008, 2007, 2000, 1999, 1997)

FROM THE NATIONAL WOOD FLOORING ASSOCIATION.

YOU, TOO, CAN OWN A GOODWIN.



We Take Special Care of You

SAMPLES

We are happy to provide wood samples to help you select the wood that is best for your project.

ORDERING

We will work with you every step of the way to ensure the quality of your order. A 50% deposit is required to reserve materials and begin work on your order. When your order is completed, we will contact you to arrange shipment when the balance is paid. You may pay C.O.D., but be aware that a fee is charged by the shipping company.

NO TRIMMING ALLOWANCE NEEDED

Your installer may ask you to order additional wood (cutting allowance) for trimming, special installation or other needs. They may order extra in the event some of the delivered wood is not useable. Unfortunately, some companies don't remove defects as thoroughly as others because it increases their yield and lowers their costs. Goodwin guarantees 100 percent is useable so that you can save money in the long run.

DELIVERY

Most popular widths are in stock and can be shipped quickly. However, custom orders often require more time due to the need to locate, saw, air and kiln dry, and then process in our advanced moulder mill. To ensure you receive a top quality product, our staff will work closely with you to provide anticipated delivery times. Order as far in advance as possible.

SHIPPING

We take special care to provide enhanced packaging so your wood arrives safely. A count sheet will arrive with the order to confirm the actual footage shipped.

INSTALLATION

Due to technical factors, we recommend consulting a wood floor professional. As a member of several professional wood flooring associations, we provide guides to assist with installing and finishing.

SPECIAL GUIDES FOR INSTALLATION, FINISHING AND MAINTENANCE

With every purchase, we provide all the information you and your flooring professionals need for successful acclimation, installation and finishing. These simple "do's and don'ts" put our decades of experience to work for you. We'll also provide maintenance information... even though a mop or vacuum is all you really need. You will love the durability and easy clean-up.

LEADERS YOU CAN COUNT ON


Goodwin has played instrumental roles in the founding of the Reclaimed Wood Council and Association for the Restoration of Longleaf Pine and hopes to ensure that antique woods are appreciated and preserved for many generations to come. Please let us know if you would like information about these associations.

FREE CEUs ON CD

Design and building professionals can earn CEUs by completing our interactive course on CD, or by completing our written courses. We also are happy to make presentations for CEUs and often address national and local design groups.

VISIT US ONLINE

Visit our website to learn more about the Goodwin Difference: www.HeartPine.com





Fine Antique Wood Flooring Since 1976

106 SW 109th Place Micanopy, FL 32667-9442

TOLL-FREE: 800.336.3118

PH: 352.466.0339 FX: 352.466.0608

E-MAIL: goodwin@heartpine.com

www.HeartPine.com



GO  DWIN
— COMPANY —

Fine Antique Wood Flooring Since 1976

THE RICHEST, MOST BEAUTIFUL ANTIQUE WOOD
FLOORING IN THE WORLD, IN LIMITED SUPPLY