



Precision Milled Solid Wood Flooring & Paneling...

People friendly, Environment friendly...

ARCHITECTURAL & DESIGN SPECIFICATIONS

SOURCE | GRADE | GRAIN | MILLING



Only Goodwin
ALWAYS GREEN

Only Goodwin
ALWAYS GREEN

FLOOR MILLING SPECIFICATIONS & FLOORING COMPLEMENTS



RIVER RECOVERED® SIGNATURE HEART PINE CLEAR

RIVER RECOVERED® SELECT HEART PINE

RIVER RECOVERED® VERTICAL HEART PINE

MIDNIGHT™ HEART PINE

LEGACY™ SELECT HEART PINE

LEGACY™ VERTICAL HEART PINE

LEGACY™ CHARACTER HEART PINE

LEGACY™ NAILY HEART PINE

RIVER RECOVERED® SELECT HEART CYPRESS

RIVER RECOVERED® VERTICAL HEART CYPRESS

MIDNIGHT™ HEART CYPRESS

PECKY HEART CYPRESS

CURLY HEART PINE

WILD BLACK CHERRY

OLD FLORIDA HEART PINE

RIVER RECOVERED® CHARACTER HEART PINE

ANTIQUE LONGLEAF PINE

Ask about... Goodwin P&C is precision designed, manufactured, and graded to our exacting high standards: its appearance is virtually indistinguishable from our premium solid wood flooring.

- Flooring is ordered by the square foot and is trimmed to provide 100 percent usable material for the grade. Standard lengths are random from 2' - 12' and standard milling is tongue and groove with a back relief pattern and a nail groove to ease installation.
- Stair parts are available including handrail, treads, balusters, newels, newel caps, stringers and risers in many antique patterns as well as all standard ones.
- Architectural millwork is full dimension and is based on the 8000 series patterns last published in 1925. Goodwin offers a complete line of moldings including base, shoe, cove or scotia, crown, step, picture, panel, thresholds, quarter round, casings, rosettes, picture frame, reeded and more.
- Paneling is available in standard lengths of 3' and longer in V-joint, Single-bead, Double-bead or custom patterns.
- Full dimension lumber is available in many of our grades of wood.
- Custom milling patterns and specific lengths are available for a premium.



	HEART PINE	HEART CYPRESS	WILD CHERRY
SPECIE	Original-growth Longleaf Pine (<i>Pinus palustris</i>)	Original-growth Bald Cypress (<i>Taxodium distichum</i>)	Wild Black Cherry (<i>Prunus serotina</i>)
SOURCES	River recovered logs cut and lost 100-200 years ago, Legacy from turn-of-the-century warehouses or 'Old Growth' from plantations.	River Recovered logs cut and lost 100-200 years ago	Sustainably harvested from the fertile river basin
GRADES	River Recovered® Signature Clear River Recovered Select River Recovered Vertical River Recovered Curly Midnight Select River Recovered Character Antique Longleaf Legacy Select Legacy Vertical Legacy Character Legacy Nail Old Florida	River Recovered Select River Recovered Vertical River Recovered Pecky Midnight Select	Select
COLOR	River Recovered and Legacy have rose, copper & burgundy tones. Midnight has deeper cherry chocolate tones Character has varied color with some lighter tones from sapwood content	River Recovered has honey tones to rich red tans to light chocolate Midnight has richer Chocolate tones with red undertones	Lustrous pinks to reddish brown, not as dark as Brazilian Cherry.
SIDE HARDNESS	1225 on the Janka scale comparable in hardness to red oak (1290) & 29% more stable. NOTE: New Heart Pine is only 670 to 890, just like 2nd growth southern yellow pine.	690 on the Janka scale comparable to Douglas Fir (660)	950 on the Janka scale comparable to Walnut (1010)
WIDTHS	Floor, 2-1/2" to 9" face or custom. Treads, solid/laminated: 11-1/4". Lumber to 2-1/2" x 12". Beams to 12" x 12'. Millwork is full thickness, e.g., Crown: 3/4x5-1/2"	Floor & paneling, 2-1/4" to 9" face or custom. Treads, solid/laminated: 11-1/4" Lumber to 2" x 14". Millwork is full thickness, e.g., Crown: 3/4x5-1/2"	Floor, 2-1/4" to 9" face. Treads, laminated: 11-1/4". Lumber to 2" x 8". Millwork is full Thickness, e.g., Crown: 3/4x5-1/2"
HEART	River is 100%. Legacy and Nail are 95-98%. Character is 75-100%.	100% heart face	100% heart face
FLOORING LENGTHS	Random Length 2'-12' Heart Pine and Heart Cypress. Midnight and Cherry 2'-10', with occasional longer lengths. All grades can be ordered with specific lengths for a premium.		
KNOTS	River grades allow infrequent tight sound knots up to 1-1/4". 'Clear' grade can have pin knots, up to 1/2". Legacy and Midnight can have knots up to 1-1/2" and some more frequent knots than River grades. Old Florida can have knots up to 2". Character grades can have variable knot size. See specific grade for knot detail.		
MILLING	Precision milling within 3-5 thousandths. End matching standard on engineered and available on solid for extra.		
KILN DRIED	Yes to 6-8% moisture content Test moisture content for region and jobsite. See Manufacturer's Guidelines.		
WASTE	None. Order only a cutting allowance (unless installing diagonal or other unusual pattern).		
FINISHING	Our standard wood floor is unfinished. Prefinishing with a micro bevel can be added. Full variety of finishes available.		
COMPLEMENTS	Quarter round , shoe, cove, baseboard, thresholds, reducers & plugs available. Complete line of stair parts & moldings. Paneling in v-joint, square-edge, single & double beaded, etc. Lumber for cabinetry.		

RIVER RECOVERED® SIGNATURE CLEAR HEART PINE



*Recovered from
the Suwannee
River in North
Florida, where
the banks have
deep, fertile soil
and the pine
grew richer and
more slowly. These
were some of
the first logs cut
during the 1800s.*

THE FINEST GOODWIN HAS TO OFFER

GRADE

- Clear grade, with only a rare 1/2" 'pin knot'
- Luminous, vibrant color... copper to burgundy tones
- Select has arching grain with vertical pinstripes on the sides of wider boards
- 100 percent heart, 100 percent dense growth, at least 8 growth rings per inch
- Dimensions: Floor and paneling, 2-1/2" to 9" face or custom; Treads, solid/laminated 11-1/4"; Lumber up to 2-1/2" x 14"; Architectural Millwork is full thickness, e.g., Crown: 3/4x5-1/2
- 1225 on the Janka scale comparable to red oak (1290) & 29 percent more stable

SOURCE

River-Recovered Heart Pine is the same quality that was last available at the turn of the 20th century. 'Sinker' logs have been preserved for more than 100 years on the cool, oxygen-free river bottoms maintaining the heavy, dense heartwood in perfect condition - full of pizzazz and rich color. Because we have the original logs we can provide wider widths and longer lengths.

GRAIN

Select is arching grain patterns with vertical pinstripes on the sides of wider boards. It is graded to exclude machine defects, and face checks, cracks or pitch pockets over 1/8" wide. For a premium, customers can specify 'touch of flat' with the arches only in the center of the board and vertical graining on the edges for a more uniform appearance.

SIZE	PRICE	CHARACTERISTICS	DESCRIPTION
2 1/2" face	\$10.08	Knots	Clear, only rare 1/2" 'pin' knots
3 1/4" face	\$10.22	Heart	100%
5 1/4" face	\$15.03	Growth rings	8 per inch on average
7" face	\$18.65	Color	Copper to burgundy
9" face	\$21.29	Grain	Plain sawn with arches

Also see Reclaimed Wood Definitions; e.g., "Vertical grain content in Plainsawn".

RIVER RECOVERED® SELECT HEART PINE



*The wood that built
America, Heart
Pine in George
Washington's
Mount Vernon
home is over 250
years old and is still
walked on every day.*

THE FIRST OF THE GOODWIN PRODUCT LINE

GRADE

- Cathedral arching grain patterns
- Luminous, vibrant color...copper to burgundy
- No pitch pockets over 1/8-inch wide
- Select has arching grain with vertical pinstripes on the sides of wider boards
- No knots over 1-1/4" (or no knots over 1/2" 'pin knots' are if Clear is specified)
- 100 percent heart, 100 percent dense growth, at least 8 growth rings per inch
- Dimensions: Floor and paneling, 2-1/2" to 9" face or custom; Treads, solid/laminated 11-1/4"; Lumber up to 2-1/2" x 12"; Beams up to 12" x 12"; Architectural Millwork is full thickness, e.g., Crown: 3/4x5-1/2
- 1225 on the Janka scale comparable to red oak (1290) & 29 percent more stable

SOURCE

River-Recovered Heart Pine is the same quality that was last available at the turn of the 20th century. 'Sinker' logs have been preserved for more than 100 years on the cool, oxygen-free river bottoms maintaining the heavy, dense heartwood in perfect condition - full of pizzazz and rich color. Because we have the logs we can provide wider widths and longer lengths.

GRAIN

Select is arching grain patterns with vertical pinstripes on the sides of wider boards. It is graded to exclude machine defects, and face checks, cracks or pitch pockets over 1/8" wide. For a premium, customers can specify 'touch of flat' with the arches only in the center of the board and vertical graining on the edges for a more uniform appearance.

SIZE	PRICE	CHARACTERISTICS	DESCRIPTION
2 1/2" face	\$7.75	Knots	Up to 1 1/4", 3 to 5 per 25 sq ft.
3 1/4" face	\$7.86	Heart	100%
5 1/4" face	\$11.56	Growth rings	8 per inch on average
7" face	\$14.43	Color	Copper to burgundy
9" face	\$16.85	Grain	Plain sawn with arches

Also see Reclaimed Wood Definitions; e.g., "Vertical grain content in Plainsawn".

RIVER RECOVERED® VERTICAL HEART PINE



Before the prevalence of modern dry kilns, Vertical grain Heart Pine was used in all the old Victorian homes and palaces throughout this country and Europe.

ELEGANT PINSTRIPED GRAINING THAT CREATES TIMELESS INTERIORS

GRADE

- 100 percent true vertical grain with no
- growth rings more than 45 degrees
- perpendicular to the face
- luminous, vibrant color...copper to burgundy tones
- No knots over 1-1/4" or no knots over 1/2" 'pin knots' are allowed if Clear is specified
- 98-100 percent heart, 100 percent dense growth, at least 8 growth rings per inch
- Dimensions: Floor and paneling, 2-1/4" to 5-1/4" face or custom; Treads, laminated 11-1/4"; Lumber up to 2-1/2" x 12"; Architectural Millwork is full thickness, e.g., Crown: 3/4x5-1/2
- 1225 on the Janka scale comparable to red oak (1290) & 29 percent more stable

SOURCE

River-Recovered Heart Pine is the same quality that was last available at the turn of the 20th century. 'Sinker' logs have been preserved for more than 100 years on the cool, oxygen-free river bottoms maintaining the heavy, dense heartwood in perfect condition - full of pizzazz and rich color. Because we have the logs we can provide wider widths and longer lengths.

GRAIN

Vertical, a pinstriped pattern the length of each board and produced from the quartersawing process, has 100 percent true vertical grain with no growth rings more than 45 degrees perpendicular to the face. Vertical grain has somewhat less knot content than select because it typically takes a larger log to produce it.

SIZE	PRICE	CHARACTERISTICS	DESCRIPTION
2 1/2" face	\$12.01	Knots	Up to 1 1/4", 3 to 5 per 25 sq ft.
3 1/4" face	\$12.47	Heart	100%
5 1/4" face	\$25.92	Growth rings	8 per inch on average
7" face		Color	Copper to burgundy
9" face		Vertical grain	100%, no growth rings > 45 degrees perpendicular to the face

To the Trade, Information Only – Showing Dealers

Also see Reclaimed Wood Definitions; e.g., "Vertical grain content in Plainsawn".

MIDNIGHT™ HEART PINE



*The patina of this
dusky wood has chocolate
chestnut
tones. These logs
were dock pilings
installed in the
early 1900s in the
Savannah River.
They are older than
any previously recovered
Heart Pine.*

OLDER THAN ANY PREVIOUSLY RECOVERED HEART PINE

GRADE

- Select grain with arching grain patterns
- Deeper color in chocolate cherry tones
- no knots over 1-1/2"
- 95-100 percent heart, 100 percent dense growth, at least 6 growth rings per inch
- Dimensions: Floor and paneling, 2-1/4" to 5-1/4" face with limited supplies of 7" face or custom; Treads, laminated 11-1/4"; Lumber up to 2" x 6"; Architectural Millwork is full thickness, e.g., Crown: 3/4x5-1/2
- 1225 on the Janka scale comparable to red oak (1290) & 29 percent more stable

SOURCE

From the Savannah River, Midnight Heart Pine is older than any previously available heartwood. When General Oglethorpe laid out the port town of Savannah, Antique Heart Pine and Heart Cypress were perfect for dock pilings. These woods withstood the elements and became the principal building materials for the entire town. Many of the logs still show the ax and adz marks where they were hand hewn.

GRAIN

Select is arching grain patterns with vertical pinstripes on the edges of wider boards. Select is graded to exclude machine defects, face checks, cracks or pitch pockets over 1/8" wide.

SIZE	PRICE	CHARACTERISTICS	DESCRIPTION
2 1/2" face	\$8.91	Knots	Up to 1-1/2", 3 to 5 per 25 sq ft.
3 1/4" face	\$9.04	Heart	95-100%
5 1/4" face	\$13.29	Growth rings	at least per inch
		Color	Chocolate Chestnut
		Grain	Plain sawn with arches

To the Trade, Information Only – Showing Dealers

Also see Reclaimed Wood Definitions; e.g., "Vertical grain content in Plainsawn".

LEGACY™ SELECT HEART PINE



Reclaimed Heart Pine from old warehouses has the same warm color of our River Recovered Heart Pine with a few nail holes to add charm.

HISTORICAL... A LEGACY FROM YEARS PAST—A STORY TO TELL

GRADE

Infrequent nail holes and slight nail "staining"

Somewhat more frequent and slightly larger knots (up to 1-1/2") than River Recovered

Select has arching grain with vertical pinstripes on the sides of wider boards
95-100 percent heart, 100 percent dense growth, at least 6 growth rings per inch
Dimensions: Floor and paneling, 2-1/2" to 9" face or custom; Treads, laminated 11-1/4"; Lumber up to 2-1/2" x 12"; Beams up to 12"x12"; Architectural Millwork is full thickness, e.g., Crown: 3/4x5-1/2

1225 on the Janka scale comparable to red oak (1290) & 29 percent more stable

SOURCE

Legacy Heart Pine comes from old warehouses and has a few nail holes and slight nail stains to prove that the reclaimed antique boards have already played a part in history. Legacy has somewhat more frequent and slightly larger knots than River-Recovered because the majority of the clear wood on the outside of the log was cut away to make the industrial revolution era beam.

GRAIN

Select is a blend of arching grain patterns and vertical pinstripes. Select is graded to exclude machine defects, and face checks, cracks or pitch pockets over 1/8" wide.

SIZE	PRICE	CHARACTERISTICS	DESCRIPTION
2 1/2" face	\$7.19	Knots	Up to 1 1/2", 3 to 5 per 25 sq ft.
3 1/4" face	\$7.53	Heart	95-100 %
5 1/4" face	\$9.23	Growth rings	At least 6 per inch
7" face	\$12.83	Color	Copper to burgundy warm tones
9" face	\$15.68	Grain	Plain sawn with arches

To the Trade, Information Only – Showing Dealers

Also see Reclaimed Wood Definitions; e.g., "Vertical grain content in Plainsawn".

LEGACY™ VERTICAL HEART PINE



*Reclaimed
Heart Pine from
old warehouses has
the same warm color
of our River
Recovered
Heart Pine with
a few nail holes.*

HISTORICAL... A LEGACY FROM YEARS PAST—A STORY TO TELL

GRADE

- Infrequent nail holes and slight nail "staining"
- Somewhat more frequent and slightly larger knots (up to 1-1/2") than River
- 100 percent true vertical grain with no growth rings more than 45 degrees perpendicular to the face
- 98 percent heart, 100 percent dense growth, at least 6 growth rings per inch
- Dimensions: Floor and paneling, 2-1/2" to 5-1/4" face or custom; Treads, laminated 11-1/4"; Lumber up to 2" x 6"; Architectural Millwork is full thickness, e.g., Crown: 3/4x5-1/2
- 1225 on the Janka scale comparable to red oak (1290) & 29 percent more stable

SOURCE

Legacy Heart Pine comes from old warehouses and has a few nail holes and slight nail stains to prove that the reclaimed antique boards have already played a part in history. Legacy has somewhat more frequent and slightly larger knots than River-Recovered because the majority of the clear wood on the outside of the log was cut away to make the industrial revolution era beam.

GRAIN

Vertical, a pinstriped pattern the length of each board and produced from the quartersawing process, has 100 percent true vertical grain with no growth rings more than 45 degrees perpendicular to the face. Vertical grain has some fewer knots than select because it typically takes a larger log to produce it. Vertical grain has no machine defects, and no face checks, cracks or pitch pockets over 3/8" wide.

SIZE	PRICE	CHARACTERISTICS	DESCRIPTION
2 1/2" face	\$10.42	Knots	Up to 1 1/2", 3 to 5 per 25 sq ft.
3 1/4" face	\$10.93	Heart	98-100%
5 1/4" face	\$18.39	Growth rings	At least 6 per inch
		Color	Copper to burgundy warm tones
		Vertical grain	100%, no growth rings > 45 degrees perpendicular to the face

To the Trade, Information Only – Showing Dealers

Also see Reclaimed Wood Definitions; e.g., "Vertical grain content in Plainsawn".

LEGACY™ CHARACTER HEART PINE



*Legacy Character
is a perfect choice
for beauty and
carefree elegance at
an economical price.
Red tones with
some yellow sap
streaks create the
charm of this grade*

MORE RUSTIC LOOKING FOR SPECIAL INTERIOR DESIGN PROJECTS

GRADE

- 75 to 100 percent heart, more variable color than our all heart products, growth rings variable
- Select grain, a blend of vertical and arching patterns
- Includes knots, nail holes, bolt holes, staining, and slight cracking and checking for a distressed look
- Dimensions: Floor, 2-1/2" to 7" face with limited amounts of 9" or custom
- 1225 on the Janka scale comparable to red oak (1290) & 29 percent more stable

SOURCE

Legacy Character comes from the outer boards of the vintage beams from old warehouses. It has charming character defects to give the distressed look that so many designers want today. The perfect floor for your retreat home... Character shows a blend of heartwood red tones and splashes of yellow streaks from the sapwood.

GRAIN


Select is a blend of arching grain patterns and vertical pinstripes.

SIZE	PRICE	CHARACTERISTICS	DESCRIPTION
2 1/2" face	\$4.81	Knots	Variable sizes
3 1/4" face	\$5.05	Heart	75-100%
5 1/4" face	\$6.19	Growth rings	Growth rings variable
7" face	\$8.59	Color	Copper to burgundy warm tones
9" face	\$10.50	Grain	Plain sawn with arches

To the Trade, Information Only – Showing Dealers

Also see Reclaimed Wood Definitions; e.g., "Vertical grain content in Plainsawn".

LEGACY™ NAILY HEART PINE



Reclaimed Heart Pine from old warehouses has the same warm color of our River Recovered Heart Pine with considerable nail holes to add charm.

A FREQUENT NAIL PATTERN OFTEN INDICATES THAT THE CARPENTER CHOSE THIS AS THE BEST FACE

GRADE

- Red tones with slight yellow sap streaks and frequent nail holes
- 95 to 100 percent heart product, 100 percent dense growth with at least 6 growth rings per inch
- Select has arching grain with vertical pinstripes on the sides of wider boards
- Infrequent knots, no knots over 1-1/2"
- Dimensions: Floor, 2-1/2" to 5-1/4" face or call for current availability
- 1225 on the Janka scale comparable to red oak (1290) & 29 percent more stable

SOURCE

Legacy naily comes from the face of the better vintage beams that the antique carpenter chose to nail into. Legacy has somewhat more frequent and slightly larger knots than River-Recovered because the majority of the clear wood on the outside of the log was cut away to make the industrial revolution era beam.

GRAIN


Select is a blend of arching grain patterns and vertical pinstripes. Select is graded to exclude machine defects, and face checks, cracks or pitch pockets over 1/8" wide.

SIZE	PRICE	CHARACTERISTICS	DESCRIPTION
2 1/2" face	\$7.91	Knots	Up to 1 1/2", 3 to 5 per 25 sq ft
3 1/4" face	\$8.29	Heart	95-100%
5 1/4" face	\$10.15	Growth rings	At least 6 per inch
7" face	\$14.11	Color	Copper to burgundy warm tones
9" face	\$17.24	Grain	Plain sawn with arches

To the Trade, Information Only – Showing Dealers

Also see Reclaimed Wood Definitions; e.g., "Vertical grain content in Plainsawn".

RIVER RECOVERED® SELECT HEART CYPRESS



Heart Cypress is one of only a few remaining prehistoric species. It is uniquely fine grained and is perfect for paneling, trim, fireplace surrounds, mantles, whole slab tabletops, exterior projects and flooring.

COMMONLY LIVING TO OVER 1,000 YEARS - GOODWIN HAS RECOVERED CYPRESS LOGS UP TO 1,700 YEARS OLD

GRADE

- Subtle, graceful swirling grain...a blend of vertical and feathery patterns
- Wider widths for slabs and mantles - up to 40 inches wide
- Infrequent knots, no knots over 1-1/4" or no knots over 1/2" 'pin knots' are allowed if Clear is specified
- Subtle, warm honey through cinnamon tan to light chocolate tones
- 100 percent heart, 100percent dense growth with up to 8 growth rings per inch
- Dimensions: Floor and paneling, 2-1/4" to 9" face or custom; Treads, 11-1/4"; Beams up to 12" x 12"; Lumber up to 2" x 14"; Architectural Millwork is full thickness, e.g., Crown: 3/4x5-1/2
- 690 on the Janka scale comparable to Doug fir (660)

SOURCE

River Recovered Heart Cypress is old-growth Bald Cypress, logged 200 years ago and, like Heart Pine, presumed lost. Commonly living to over 1,000 years if left to grow and towering over 100 feet, these were the true giants of the southeastern swamps. Heart Cypress was a favorite of Frank Lloyd Wright.

GRAIN


Select is a blend of arching grain patterns and vertical pinstripes. Select is graded to exclude machine defects, and face checks or cracks.

SIZE	PRICE	CHARACTERISTICS	DESCRIPTION
2 1/4" face	\$6.64	Knots	Up to 1 1/4", 3 to 5 per 25 sq ft.
3 1/4" face	\$7.46	Heart	100%
5 1/4" face	\$8.53	Growth rings	At least 8 per inch on average
7" face	\$9.65	Color	Honey, cinnamon tan to light chocolate tones
9" face	\$10.93	Grain	Plain sawn with arches

To the Trade, Information Only – Showing Dealers

Also see Reclaimed Wood Definitions; e.g., "Vertical grain content in Plainsawn".

RIVER RECOVERED® VERTICAL HEART CYPRESS



Heart Cypress is one of only a few remaining prehistoric species. It is uniquely fine grained and is perfect for paneling, trim, fireplace surrounds, mantles, whole slab table tops, exteriors & flooring.

COMMONLY LIVING TO OVER 1,000 YEARS - GOODWIN HAS RECOVERED CYPRESS LOGS UP TO 1,700 YEARS OLD

GRADE

- Fine delicate straight graining, 100 percent vertical
- grain with no growth rings more than 45 degrees perpendicular to the face
- Infrequent knots, no knots over 1-1/4" or no knots
- over 1/2" 'pin knots' are allowed if Clear is specified
- 100 percent heart, 100 percent dense growth with up to 8 growth rings per inch
- Subtle, warm honey through cinnamon tan to light chocolate tones
- Dimensions: Flooring and paneling, 2-1/4" to 5-1/4" face or custom; Lumber up to 2" x 6"; Architectural Millwork is full thickness, e.g., Crown: 3/4x5-1/2
- 690 on the Janka scale comparable to Doug fir (660)

SOURCE

River Recovered Heart Cypress is old-growth Bald Cypress, logged 200 years ago and, like Heart Pine, presumed lost. Commonly living to over 1,000 years if left to grow and towering over 100 feet, these were the true giants of the southeastern swamps. Heart Cypress was a favorite of Frank Lloyd Wright.

GRAIN

Vertical, a pinstriped pattern the length of each board and produced from the quartersawing process, has 100 percent true vertical grain with no growth rings more than 45 degrees perpendicular to the face. Vertical grain has somewhat less knot content than select because it typically takes a larger log to produce it. Vertical grain has no machine defects, and no face checks or cracks.

SIZE	PRICE	CHARACTERISTICS	DESCRIPTION
2 1/4" face	\$9.97	Knots	Up to 1 1/4", 3 to 5 per 25 sq ft.
3 1/4" face	\$11.18	Heart	100%
5 1/4" face	\$12.79	Growth rings	At least 8 per inch on average
7" face	\$16.15	Color	Honey, cinnamon tan to light chocolate tones
		Vertical grain	100%, no growth rings > 45 degrees perpendicular to the face

To the Trade, Information Only – Showing Dealers

Also see Reclaimed Wood Definitions; e.g., "Vertical grain content in Plainsawn".



These logs were dock pilings installed in the early 1700s, in the Savannah River, when General Oglethorpe built the port of Savannah and are older than any previously recovered Heart Cypress.

UNIQUE SHADE FROM LIGHT TO DARK CHOCOLATE

GRADE

- Available in Select with arching grain patterns
- Shows light to dark chocolate tones
- No knots over 1-1/2"
- 100 percent heart, 100 percent dense growth with up to 8 growth rings per inch
- Dimensions: Floor and paneling, 2-1/4" to 5-1/4" face or custom; Treads, laminated 11-1/4"; Lumber up to 2" x 6"; Architectural Millwork is full thickness, e.g., Crown: 3/4x5-1/2
- 690 on the Janka scale comparable to Doug fir (660)

SOURCE

Straight from the Savannah River, Midnight Heart Cypress is older than any previously available heartwood. When General Oglethorpe laid out the port town of Savannah, Georgia in the early 1700s, Antique Heart Pine and Heart Cypress were perfect for dock pilings. These woods withstood the elements and became the principal building materials for the entire town. Many of the logs still show the ax and adz marks where they were hand hewn.

GRAIN

Select is arching grain patterns with vertical pinstripes on the sides of wider boards. Select is graded to exclude machine defects, and face checks or cracks.

SIZE	PRICE	CHARACTERISTICS	DESCRIPTION
2 1/4" face	\$7.64	Knots	Variable size
3 1/4" face	\$8.57	Heart	100%
5 1/4" face	\$9.80	Growth rings	At least 8 per inch on average
		Color	Light to dark chocolate tones
		Grain	Plain sawn with archese

To the Trade, Information Only – Showing Dealers

Also see Reclaimed Wood Definitions; e.g., "Vertical grain content in Plainsawn".

PECKY HEART CYPRESS



Original-growth River-Recovered Pecky Heart Cypress. When the tree sustained some damage, such as loss of a limb, a fungus could enter the tree and cause the wood to develop narrow elliptical areas that look as though they had been carved out by an ancient woodworker. It's texture and became a focal point of many Addison Meisner homes of the early 20th century.

NATURE'S BLEND OF GRACE AND FUNCTION

GRADE

- 'Pecky' areas and a blend of vertical and feathery grain patterns
- Available in widths up to 10 inches for paneling
- Wider widths for slabs and mantles - up to 36 inches wide
- Infrequent knots, none over 1-1/2"
- 100 percent heart, 100 percent dense growth with up to 8 growth rings per inch
- Subtle, warm honey through cinnamon tan to light chocolate tones
- Narrow elliptical areas in a random pattern down the face of the board
- Dimensions: Paneling, 2-1/4" to 9" face or custom; Beams up to 12" x 12";
- Lumber up to 2" x 14";
- Architectural Millwork is full thickness, e.g., Crown: 3/4x5-1/2
- 690 on the Janka scale comparable to Doug fir (660)

SOURCE

River Recovered Pecky Heart Cypress is old-growth Bald Cypress, logged 200 years ago and, like Heart Pine, presumed lost. Commonly living to over 1,000 years if left to grow and towering over 100 feet, these were the true giants of the southeastern swamps. Heart Cypress was a favorite of Frank Lloyd Wright.

GRAIN

Pecky areas and a blend of vertical and feathery Select grain. Graded to exclude machine defects, and face checks or cracks.

SIZE	PRICE	CHARACTERISTICS	DESCRIPTION
2 1/4" face	\$8.64	Knots	Up to 1 1/4", 3 to 5 per 25 sq ft.
3 1/4" face	\$9.69	Heart	100%
5 1/4" face	\$11.08	Growth rings	At least 8 per inch on average
7" face	\$12.54	Color	Honey, cinnamon tan to light chocolate tones
9" face	\$14.21	Grain	Elliptical holes in sections

To the Trade, Information Only – Showing Dealers

Also see Reclaimed Wood Definitions; e.g., "Vertical grain content in Plainsawn".

CURLY HEART PINE



This rare, burlled, curly grain wood is found only in the outer board or two of one out of every few hundred logs pulled from the river.

ALSO CALLED ROSEMARY PINE...

THE FIGURE IN CURLY PINE IS LIKE NO OTHER BURL WOOD

GRADE

- Lustrous red tones and holographic, three-dimensional look
- Perfect for floor inlay, cabinet doors, newel posts and unique furniture
- Some mineral streaking and considerable burlled or lacy grain
- 100 percent heart, 100 percent dense growth, at least 8 growth rings per inch
- Dimensions: Flooring and paneling, 2-1/2" to 9" face; Lumber up to 2" x 12" (not all dimensions are available all the time due to extreme rarity of the grade)
- Architectural Millwork is full thickness, e.g., Crown: 3/4x5-1/2
- 1225 on the Janka scale comparable to red oak (1290) and 29 percent more stable

SOURCE

River-Recovered Heart Pine is the same quality that was last available at the turn of the 20th century. The 'sinker' logs have been preserved for more than 100 years on the cool, oxygen-free river bottoms throughout the south maintaining the heavy, dense heartwood in perfect condition - full of pizzazz and rich color. Because we have the logs we can provide wider widths and longer lengths.

GRAIN

Curly grain is the rarest of all, found in the outer board or two of the bottom cut in one out of every few hundred logs. Instead of lines or arches, the grain runs in whorls and curls. A pattern of bumps on the log's surface tells the river diver he has found a prized curly-grain log, worth about four times as much as the others.

SIZE	PRICE	CHARACTERISTICS	DESCRIPTION
2 1/2" face	\$26.65	Knots	Rare
3 1/4" face	\$26.65	Heart	95-100%
5 1/4" face	\$37.31	Growth rings	8 per inch on average
7" face	\$44.78	Color	Red Tones
9" face	\$52.39	Grain	Burlled or lacy grain

To the Trade, Information Only – Showing Dealers

Also see Reclaimed Wood Definitions; e.g., "Vertical grain content in Plainsawn".

WILD BLACK CHERRY



*Wood with delicate,
striking "figure",
Wild Cherry is
perfect for flooring,
stair parts and
architectural millwork.*

CLASSICAL - TURNS YOUR HOME INTO A MASTERPIECE

GRADE

- Deep pink to rich red brown tones
- Some mineral streaking and burled grain.
- 100 percent heart face
- Infrequent knots, no knots over 1-1/2"
- Dimensions: Flooring and paneling, 2-1/4" to 9" face; Lumber up to 2" x 10
- Architectural Millwork is full thickness, e.g., Crown: 3/4x5-1/2
- 990 on the Janka scale comparable to walnut (1010)

SOURCE

Wild Black Cherry. Rescued from pallet mills, this beautiful wood has striking "figure." Its rich color ranges from lustrous pinks to rich red brown - with none of the white sap streaks common in lesser quality cherry wood. This is a wild southern variety, not as dark as Brazilian Cherry and a gorgeous complement to Heart Pine.

GRAIN

Select in the Wild Cherry has gorgeous figure with some burl grain pattern and slight mineral streaking for added beauty. Select is graded to exclude machine defects, and face checks or cracks.

SIZE	PRICE	CHARACTERISTICS	DESCRIPTION
2 1/4" face	\$6.12	Knots	Up to 1 1/2", 3 to 4 per 25 sq ft.
3 1/4" face	\$6.34	Heart	98-100%
5 1/4" face	\$9.06	Growth rings	Dense growth
7" face	\$11.38	Color	Deep pink to rich red brown tones
9" face	\$15.35	Grain	Plain sawn with arches and swirls

To the Trade, Information Only – Showing Dealers

Also see Reclaimed Wood Definitions; e.g., "Vertical grain content in Plainsawn".

OLD FLORIDA HEART PINE



Old growth longleaf pine... same more knots and some less dense grain than Original growth longleaf pine. Old Florida has a similar look, just knottier. When your project calls for a more economical option but you still need hardness and durability... consider Old Florida Heart Pine.

OLD GROWTH LONGLEAF PINE - FROM HURRICANE DAMAGED FORESTS

GRADE

- Red tones, has more color variation than River or Legacy, overall
- a slightly lighter color than original-growth heart pine.
- Select Grain, arching grain patterns
- 95 to 100 percent heart, growth rings are 4 - 8 per inch on average Knots up to 2"-3" and more frequent than original-growth
- Dimensions: Flooring, 2-1/2" to 7" face or custom Similar in hardness to Red Oak at 1225 on the hardness scale

SOURCE

Goodwin is fortunate to work with environmental foresters who manage longleaf pine plantations. When storms cause damage in the forests, Goodwin removes the threatened trees to help ensure the continued growth of the forest ecosystem. While more frequent knots than in original-growth, these old growth trees provide a beautiful and durable floor.

GRAIN

Select is arching grain patterns with some pinstripes on the edges. Select is graded to exclude machine defects, and face checks, cracks or pitch pockets over 1/8" wide.

SIZE	PRICE	CHARACTERISTICS	DESCRIPTION
2 1/2" face	\$5.28	Knots	Up to 2-3 ", up to 8 in 25 sq ft.
3 1/4" face	\$5.81	Heart	95-100%
5 1/4" face	\$6.98	Growth rings	4-8 per inch on average
7" face	\$9.57	Color	Red tones with color variations
		Grain	Plain sawn with arches

To the Trade, Information Only – Showing Dealers

Also see Reclaimed Wood Definitions; e.g., "Vertical grain content in Plainsawn".

RIVER RECOVERED® CHARACTER HEART PINE



*Original growth
longleaf pine
in a character
grade offers
more natural
characteristics for
added interest.*

ORIGINAL GROWTH LONGLEAF PINE IN A RUSTIC GRADE

GRADE

- Yellow and red tones, heart wood and sap wood,
- has more color variation than other grades.
- Select and Vertical Grain mixed, a blend of arching and pinstriped grain patterns.
- 75 to 100 percent heart, growth rings are variable
- Knots can be up to 2"
- Dimensions: Floor and paneling, 2-1/2" to 9" face
- Similar in hardness to Red oak

SOURCE

River-Recovered Heart Pine is the same quality last available at the turn of the 20th century. 'Sinker' logs have been preserved for more than 100 years on the cool, oxygen-free river bottoms maintaining the heavy, dense heartwood in perfect condition - full of pizzazz and rich color.

GRAIN

Select is a blend of arching grain patterns and vertical pinstripes. Select Character is graded to include useable machine defects and face checks, cracks and pitch pockets.

SIZE	PRICE	CHARACTERISTICS	DESCRIPTION
2 1/2" face	\$5.43	Knots	Variable sizes
3 1/4" face	\$5.50	Heart	75-100%
5 1/4" face	\$8.90	Growth rings	Variable
7" face	\$10.04	Color	Yellow and red tones, color variations
9" face	\$11.80	Grain	Variable

To the Trade, Information Only – Showing Dealers

Also see Reclaimed Wood Definitions; e.g., "Vertical grain content in Plainsawn".

ANTIQUE LONGLEAF HEART PINE



*The outer boards
of the River
Recovered heart
pine logs offer
Original Growth
Longleaf heart
pine with a lighter
color tone and fewer
knots than most
antique heart pine.*

THE OUTER BOARDS FROM RIVER RECOVERED LOGS

GRADE

- The outer boards of the River Recovered heart pine logs
- offer Original Growth Longleaf heart pine with a lighter
- color tone and fewer knots than most antique heart pine.
- Tan pink to paler red tones, an overall a lighter color.
- Arching grain patterns with some vertical grain on the edges
- 33 to 50 percent heart, growth rings are 6 per inch on average
- Knots less frequent than other original-growth heart pine grades
- Dimensions: Flooring, 2-1/2" to 7" face or custom
- Hardness is less than all heart grades but harder than today's southern yellow pine

SOURCE

Whenever there is tight growth sapwood on the outer portion of the River Recovered logs we saw them as soon they arrive at the mill. This renders the highest quality material and conserves beautiful wood that would otherwise be lost to the elements.

GRAIN

Most boards have arching grain patterns with some pinstripes on the edges. All are graded to exclude machine defects, and face checks, cracks or pitch pockets over 1/8" wide.

SIZE	PRICE	CHARACTERISTICS	DESCRIPTION
2 1/2" face	\$4.28	Knots	Few
3 1/4" face	\$4.94	Heart	33% or more
5 1/4" face	\$6.60	Growth rings	6 per inch on average
7" face	\$8.18	Color	Red tones, a lighter overall color
		Grain	Plain sawn with arches

To the Trade, Information Only – Showing Dealers

Also see Reclaimed Wood Definitions; e.g., "Vertical grain content in Plainsawn".